

# SpECtop TE5

## ABRASION RESISTANT EPOXY FLOOR SCREED



Traffic & mechanical wear



Chemical Resistance



Slip Resistance



Impact Resistance



Pot Life/ Curing Time



Colour \Shades

### DESCRIPTION

**SpECtop TE5** is a three-part trowel applied epoxy floor screed that produces an extremely dense, durable, chemically resistant floor topping.

### TYPICAL USES

**SpECtop TE5** may be used in industrial and commercial situations to produce floor surfaces able to withstand mechanical abrasion and the spillage of liquids including aggressive chemicals, in situations such as:

- Heavy engineering plants
- Chemical handling and process areas
- Oil refineries
- Workshops
- Battery rooms

### ADVANTAGES

- High impact and abrasion resistant
- Resistance to a wide range of chemicals (see Chemical Resistance Chart)
- Slip resistant
- Available in a range of colours

### TECHNICAL DATA

#### Typical results @ 7 days

<b>Compressive strength (ASTM C - 109)</b>	72 N/mm <sup>2</sup>
<b>Tensile strength (ASTM C - 307)</b>	15 N/mm <sup>2</sup>
<b>Flexural strength (ASTM C - 348)</b>	35 N/mm <sup>2</sup>
<b>Typical system thickness</b>	5mm

### CHEMICAL RESISTANCE CHART

10% Lactic Acid	Very good
10% Citric Acid	Very good
40% Phosphoric Acid	Very good
50% Hydrochloric acid	Very good
50% Sulphuric acid	Very good
Concentrated bleach	Very good
Saturated sugar solution	Very good
Saturated Urea Solution	Very good
White spirit	Very good
Oils	Very good
Petrol	Very good
Greases	Very good
Xylene	Very good
10% Ammonia	Very good
50% Caustic soda	Very good
Butanol	Good
Skydrol	Good

### APPLICATION

#### Preparation

It is essential that adequate preparation is carried out prior to the application of **SpECtop TE5**.

Grit blasting is recommended and must result in the removal of all laitance, grease and oil. The resultant surface should be dry and dust free.

#### Priming

The prepared surface should be primed with **SpECtop Primer F1**.

The contents of the curing agent should be emptied into the contents of the base component and

stirred with a spatula until the product appears uniform.

The mixed primer should then be applied to the prepared substrate by a stiff brush at 10-15m<sup>2</sup>/litre. Do not over apply.

If the primer appears to be absorbed into the surface easily, it will be necessary to apply a second coat once the initial coat is tack-free.

The primer must be tacky whilst applying **SpECTop TE5**.

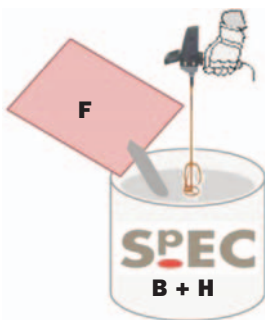
### Mixing

**SpECTop TE5** is supplied as a three-component kit consisting of a base component, a curing agent and a bag of selected aggregate.

Both of the liquid components should be briefly stirred to ensure that any settlement products are fully suspended.

The most convenient methods of mixing are by using a slow speed, heavy-duty electric drill and a 25 litre steel pail as the mixing vessel or by using a Cretangle or Mixal type mixer.

#### 1. Heavy duty drill and steel pail



Premix base and hardener in the base component tin and then place mixed material in steel mixing pail. Using the slow speed heavy duty drill, start mixing while slowly adding the filler component.

Mix for 5 minutes.

#### 2. Cretangle or Mixal mixer

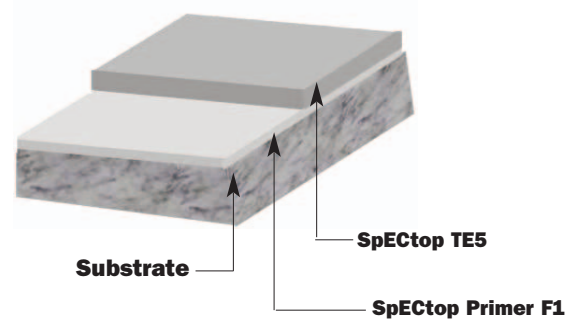
Empty the contents of the aggregate bag into the mixing vessel and pre-blend for a few minutes. Add the contents of the curing agent tin into the base component. To ensure that all of the curing agent is removed, the insides of the tin should be carefully scraped. The products should then be mixed thoroughly until the material appears homogeneous.

Add the mixed base resin and curing agent to the preblended aggregate and mix for at least 3 minutes, stopping the mixer and scraping down the mixing vessel as necessary.

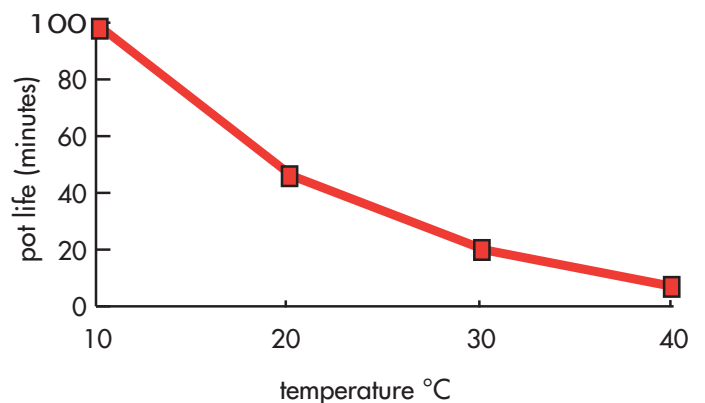
### Application

Spread the mixed product onto the tacky primer using a wooden float to achieve a uniform thickness. **SpECTop TE5** can be laid at a thickness range of between 3-10mm (typically 5mm).

The wooden float should be used for initial levelling and smoothing of the screed to ensure that the surface remains open to allow air release during compaction. Once levels and compaction are achieved a steel float should be applied to provide the final sealed surface.



### POT LIFE



### EQUIPMENT CLEANING

All equipment may be cleaned of uncured material using **SpECTop Cleaning Fluid**.

### PACKAGING & YIELD

#### SpECTop TE5

12 litres

@ 5mm thickness: 0.20 m<sup>2</sup>/litre

## **SpECtop Primer F1**

@ 10-15 m<sup>2</sup>/litre

1 litre pack gives 10-15m<sup>2</sup>

5 litre pack gives 50-75m<sup>2</sup>

### **APPLICATION TEMPERATURE RANGE**

Minimum 5 °C

Maximum 35 °C

At temperatures above the quoted maximum the pot life will be reduced.

### **STORAGE AND SHELF LIFE**

When stored in a cool environment, in original unopened containers, the material has a shelf life of 12 months.

### **HEALTH AND SAFETY**

Contact with skin and eyes should be avoided. It is essential that adequate ventilation is provided and all personnel avoid inhaling the vapours produced. If working is necessary in a confined area it is strongly recommended that sealed respiratory equipment is utilised.

#### **Eye Contact**

Rinse with copious amounts of clean water and seek medical attention.

#### **Skin Contact**

Rinse with copious amounts of clean water followed by thorough cleaning with soap and water.

DO NOT USE SOLVENTS

#### **Ingestion**

Seek immediate medical attention.

DO NOT INDUCE VOMITING

### **FLAMMABILITY**

**SpECtop Primer F1** and **SpECtop Cleaning Fluid**

are flammable. Do not expose to naked flame or other ignition sources.

### **FLASHPOINT**

**SpECtop TE5** >150 °C

**SpECtop Primer F1** >60 °C

**SpECtop Cleaning Fluid** >40 °C

---

Issue 11: 01/2011

**QA-054**

Whilst the information and/or specifications given are, to the best of our knowledge, true and accurate, no warranty is given or implied in connection with any recommendations or suggestions made by us, our representatives, agents or distributors as the conditions of use and labour involved are beyond our control.

If it is proven that the product does not perform as described in our TDS, SpEC's liability extends solely to the free replacement of product, once the claim has been accepted after due investigation by SpEC. SpEC will not entertain any claims involving any form of consequential costs or damages such as shipping costs, custom duties, damages to third parties, damages to structures, penalties from delay of a project or any other form of consequential damage.

**SPECIALITY ENGINEERING CHEMICALS**

PO Box 61347, Dubai, United Arab Emirates. Telephone: +971 4 883 6662, Fax: +971 4 883 7696  
E-mail: [info@spec.ae](mailto:info@spec.ae); Skype ID: spec.sales

[www.spec.ae](http://www.spec.ae)